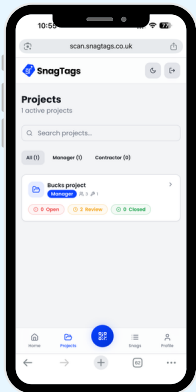


# How to manage who has access to the SnagTags



Snag It. Tag It. [Sorted.](#)

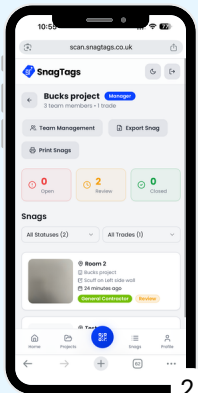


1

Log in and in your dashboard select the Project(s) you want to manage the access on

2

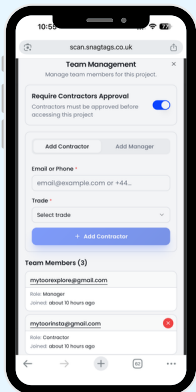
In the Project dashboard select "Team Management"



2

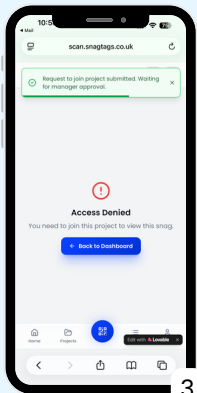
3

You will see a list of the people and their roles registered to this project, If you want to restrict access, toggle "Require Contractors Approval"



4

If an unauthorised person tries to scan they will see "Access Denied". You will then receive a notification to approve or deny access to that user



3