

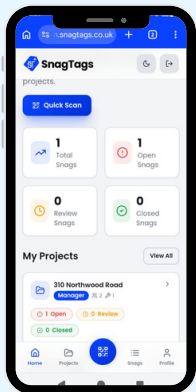
4

How to Use a New Pack of SnagTags for a Trade in an Existing Project



Snag It. Tag It. [Sorted.](#)

1



1

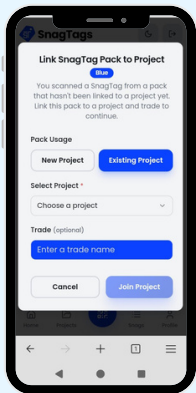
Tap Quick Scan

2

Start Scanning



2

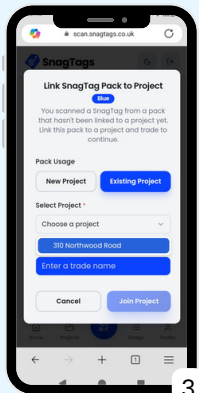


4

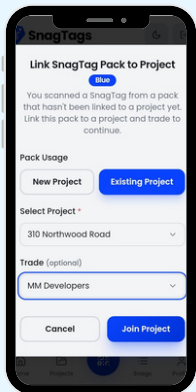
Fill in All Fields including your Trade details

3

Select Existing Project



3

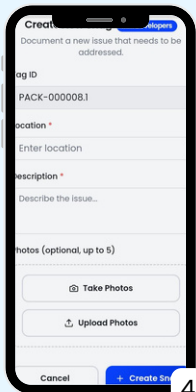


6

Create a New Snag

5

Select Join Project



4