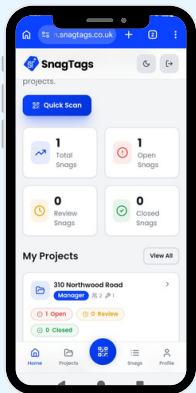


3

How to Add a SnagTags Pack to an Existing Trade



1

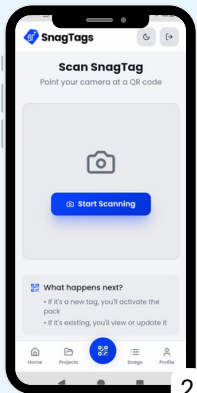


2

Select Start scanning

1

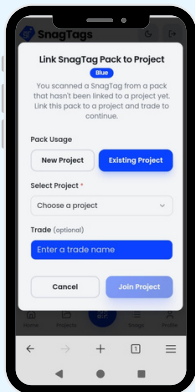
Tap the Quick Scan button



2

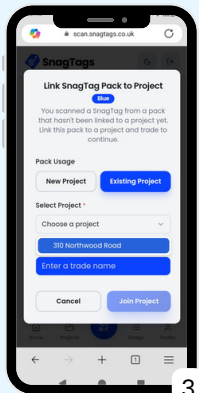
3

Select the
Existing Project



4

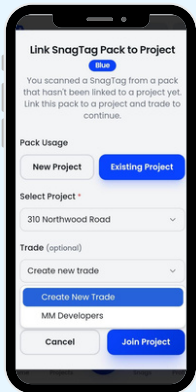
Choose from an
Existing Project
you have
already set up



3

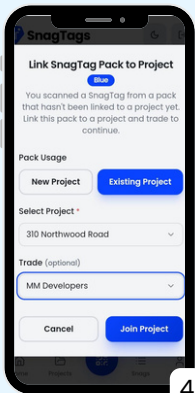
5

Select an Existing Trade from the list



6

Select Join Project - once you have done this you can create new snags



4