


1

How to use a pack of SnagTags for a new project



Snag It. Tag It. [Sorted.](#)

1

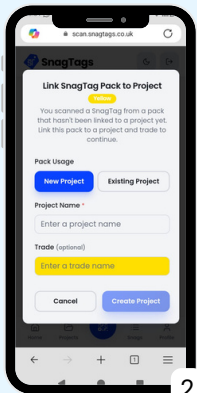


2

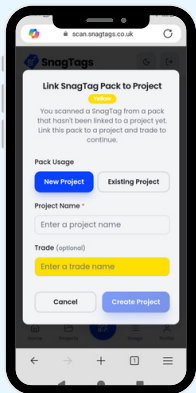
Select New Project

1

Scan the QR Code on the SnagTag and Tap Continue with Email, then click the Magic Link in your email



2

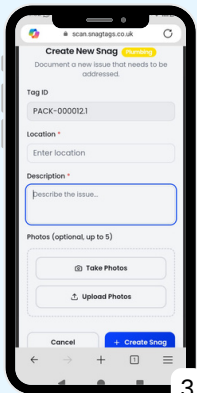


4

Create New Snag, repeat this with all of the SnagTags for your site snagging

3

Fill in the Fields and Click Create Project and add the Trade your allocating these SnagTags to



3